


Mid-West[®] Instrument

MODEL 842 PRECISION FLOW TEST KIT



Made In
USA



Functions & Applications:

Rugged (2) gauge medium duty portable flow test kit. This kit is equipped with two differential pressure gauges (1) Diaphragm Type and (1) Piston Type gauge with complimentary dials ranges. Both gauges are protected against over-range to the maximum working pressure of the test kit. While primarily used for balancing HVAC systems it has numerous other applications which include but are not limited to: checking pump performance, checking pressure drop across filters, leakage, etc...

Product Features/Benefits:

- Over 30 Years of Input from Professional Testing Technicians
- Combination kit includes both 820 & 841 Flow test gauges
- Test kit is protected with 90 micron filters to minimize plugging with scale, sand, etc. Filter elements can be cleaned or replaced
- Durable Molded Plastic Carrying Case
- Test Procedures are Laminated in Clear Plastic
- 5 Year Warranty

Specifications:

- Gauge Type: **(1)** "Piston" & **(1)** "Diaphragm" Differential Pressure
- Dial Size: **(2)** 2-1/2"
- Range: 0-50" H₂O thru 0-100 PSID ranges available
- Differential Pressure Accuracy:
(841) 0-50" H₂O to 0-400" H₂O ($\pm 5\%$) 0-15 PSID to 0-100 PSID ($\pm 3/2/3\%$)
(820) 0-5 PSID to 0-100 PSID ($\pm 3/2/3\%$)
- Working Pressure: 500 PSIG (Standard)
- Gauge Material: **(2)** Aluminum Body & 316 S.S. Internals
- Wetted Parts: Buna-N Seal & Diaphragm, Brass, Aluminum & 316 Stainless Steel
- Hoses & End Fittings: Nitrile Jacket and liner. Schrader 1/4" brass coupler **(Connects with 1/4" 37° Flare Male Fittings).**
- Tubing & Fittings: Nylon & Brass
- Hose Length: 5' long (1.5 meter)
- Filters: 90 Micron Brass **(Order Replacement Filter Kit No. 98008)**
- Approximate Shipping Wgt: 10 lbs / 4.5 kg
- Case: Polyethylene
- Dimensional Data: 12.25" x 6" x 7"
- Temperature Limitations: Maximum 150°F/65°C
Freezing Temperatures must be avoided

MODEL 842 TEST KIT

BASIC OPERATING INSTRUCTIONS

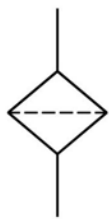
1. Connect hoses to test connections – red high pressure hose upstream and green low pressure hose downstream
2. Open valves on device being tested and read differential.
3. Upon completion of test close valves, disconnect hoses and store them in test kit case.

NOTE: The 842 Test Kit is equipped with in line filters near the ends of the hoses. If the gauges respond slowly to changes in the differential pressure the filter elements may be partially plugged.

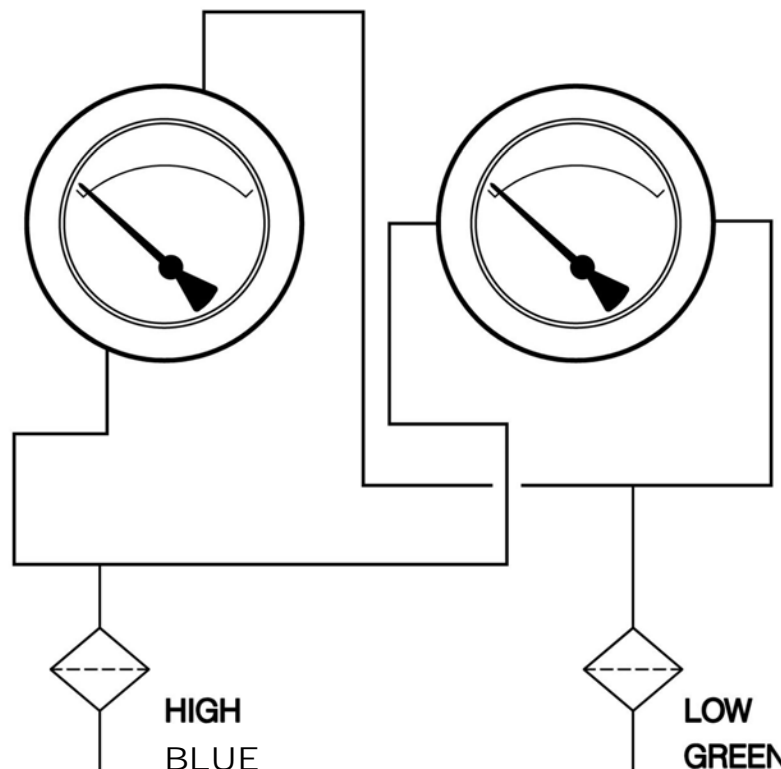
To remedy this, unscrew the two halves of the filter housing and remove brass filter element. It may be cleaned by flushing with mild detergent and water. If, after reassembly this has not satisfactorily improved the response time a replacement filter element kit #98008 should be installed.

MODEL 842 TEST KIT SCHEMATIC DIAGRAM

LEGEND



FILTER



CMC TECHNOLOGIES

PTY LIMITED ACN: 085 991 224, ABN: 47 085 991 224

Engineering &
Industrial
Instrumentation

Phone: +61 2 9669 4000
Fax: +61 2 9669 4111
Email: sales@cmctechnologies.com.au
Web Site: <http://www.cmctechnologies.net.au>

Unit 19, 77 Bourke Road,
Alexandria, NSW, 2015
AUSTRALIA